

(1)(a) STATEMENT SHOWING SHAREHOLDING PATTERN IN CLAUSE-35


NAME OF THE COMPANY: ZODIAC CLOTHING COMPANY LIMITED			
SCRIP CODE:	521163	Name of the Scrip:	
Class of Security:			
QUARTER ENDED:	30/06/2015		
Partly paid-up shares	No. of partly paid-up shares	As a % of total no. of partly paid-up shares	As a % of total no. of shares of the Company.
Held by promoter/promoter group	0	0	0
Held by Public	0	0	0
Total:	0	0	0
Outstanding convertible securities:	No. of outstanding securities	As a % of total no. of outstanding convertible securities.	As a % of total no. of shares of the Company assuming full conversion of the convertible securities
Held by promoter/promoter group	0	0	0
Held by Public	0	0	0
Total:	0	0	0
Warrants:	No. of warrants	As a % of total no. of warrants	As a % of total no. of shares of the Company, assuming full conversion of warrants
Held by promoter/promoter group	0	0	0
Held by Public	0	0	0
Total:	0	0	0
Total paid-up capital of the Company, assuming full conversion of warrants and convertible securities	1951199	0	100.00




CATEGORY CODE	CATEGORY OF SHAREHOLDER	NO OF SHAREHOLDERS	TOTAL NUMBER OF SHARES	NO OF SHARES HELD IN DEMATERIALIZED FORM	TOTAL SHAREHOLDING AS A % OF TOTAL NO OF SHARES		SHARES PLEDGE OR OTHERWISE ENCUMBERED	
					AS a PERCENTAGE of (A+B)	AS a PERCENTAGE of (A+B+C)	NUMBER OF SHARES	AS a PERCENTAGE (IX)=(VIII)/(IV)*100
(I)	(II)	(III)	(IV)	(V)	(VI)	(VII)	(VIII)	(IX)
(A)	PROMOTER AND PROMOTER GROUP							
(1)	INDIAN							
(a)	Individual /HUF	10	2698094	2698094	13.83	13.83	0	0.00
(b)	Central Government/State Government(s)	0	0	0	0.00	0.00	0	0.00
(c)	Bodies Corporate	2	2317734	2317734	11.88	11.88	0	0.00
(d)	Financial Institutions / Banks	0	0	0	0.00	0.00	0	0.00
(e)	Others	0	0	0	0.00	0.00	0	0.00
	Sub-Total A(1) :	12	5015828	5015828	25.71	25.71	0	0.00
(2)	FOREIGN							
(a)	Individuals (NRIs/Foreign Individuals)	2	281325	281325	1.44	1.44	0	0.00
(b)	Bodies Corporate	2	6309764	6309764	32.34	32.34	0	0.00
(c)	Institutions	0	0	0	0.00	0.00	0	0.00
(d)	Qualified Foreign Investor	0	0	0	0.00	0.00	0	0.00
(e)	Others	0	0	0	0.00	0.00	0	0.00
	Sub-Total A(2) :	4	6591089	6591089	33.78	33.78	0	0.00
	Total A=A(1)+A(2)	16	11606917	11606917	59.49	59.49	0	0.00
(B)	PUBLIC SHAREHOLDING							
(1)	INSTITUTIONS							
(a)	Mutual Funds /UTI	0	0	0	0.00	0.00		
(b)	Financial Institutions /Banks	1	112	112	0.00	0.00		
(c)	Central Government / State Government(s)	0	0	0	0.00	0.00		
(d)	Venture Capital Funds	0	0	0	0.00	0.00		
(e)	Insurance Companies	0	0	0	0.00	0.00		
(f)	Foreign Institutional Investors	3	1874009	1874009	9.60	9.60		
(g)	Foreign Venture Capital Investors	0	0	0	0.00	0.00		
(h)	Qualified Foreign Investor	0	0	0	0.00	0.00		
(i)	Others	0	0	0	0.00	0.00		
	Sub-Total B(1) :	4	1874121	1874121	9.61	9.61		
(2)	NON-INSTITUTIONS							
(a)	Bodies Corporate	120	1247615	1244415	6.39	6.39		
(b)	Individuals							
	(i) Individuals holding nominal share capital upto Rs.1 lakh	2856	930057	831820	4.77	4.77		
	(ii) Individuals holding nominal share capital in excess of Rs.1 lakh	35	3323286	3298446	17.03	17.03		
(c)	Others	4	250	250	0.00	0.00		
	CLEARING MEMBERS	55	528851	527501	2.71	2.71		
	NON RESIDENT INDIANS	1	102	102	0.00	0.00		
(d)	TRUSTS	0	0	0	0.00	0.00		
	Qualified Foreign Investor	0	0	0	0.00	0.00		
	Sub-Total B(2) :	3071	6030161	5902534	30.91	30.91		
	Total B=B(1)+B(2) :	3075	7904282	7776655	40.51	40.51		
	Total (A+B) :	3091	19511199	19383572	100.00	100.00		
(C)	Shares held by custodians, against which Depository Receipts have been issued							
(1)	Promoter and Promoter Group	0	0	0	0.00	0.00		
(2)	Public							
	GRAND TOTAL (A+B+C) :	3091	19511199	19383572	100.00	100.00	0	0.00



(I)(b) Statement showing holding of securities (including shares, warrants, convertible securities) of persons belonging to the category "Promoter and Promoter Group"											
Sr.No	Name of the Shareholder	Details of Shares held			Encumbered shares (*)		Details of Warrants		Details of convertible securities		Total Shares (including underlying shares assuming full conversion of warrants and convertible securities) as a % of diluted share capital
		No. of Shares held	As a % of grand total (A)+(B)+(C)	Pledge Shares	AS a percentage	AS a % of grand total (A) + (B) + (C) of sub-clause (D)(a)	Number of warrants held	As a % total number of warrants of the same class	Number of convertible securities held	As a % total number of convertible securities of the same class	
(I)	(II)	(III)	(IV)	(V)	(VI)=(V)/(III)*100	(VII)	(VIII)	(IX)	(X)	(XI)	(XII)
1	EURO GLOBAL HOLDINGS PTE. LTD.	3154882	16.17	0	0.00	0.00	0	0.00	0	0.00	16.17
2	ASIA TANGIBLE INVESTMENTS PTE LTD.	3154882	16.17	0	0.00	0.00	0	0.00	0	0.00	16.17
3	MOHAMED YUSUF NOORANI	2418287	12.39	0	0.00	0.00	0	0.00	0	0.00	12.39
4	MIRAJ MARKETING COMPANY LLP	2307609	11.83	0	0.00	0.00	0	0.00	0	0.00	11.83
5	KEWAL K SETH	281250	1.44	0	0.00	0.00	0	0.00	0	0.00	1.44
6	MOHAMMED Y NOORANI	232875	1.19	0	0.00	0.00	0	0.00	0	0.00	1.19
7	MOHAMED ANEES NOORANI	24065	0.12	0	0.00	0.00	0	0.00	0	0.00	0.12
8	SALMAN YUSUF NOORANI	13334	0.07	0	0.00	0.00	0	0.00	0	0.00	0.07
9	MIRAJ MARKETING COMPANY LLP	10125	0.05	0	0.00	0.00	0	0.00	0	0.00	0.05
10	MOHAMED YUSUF NOORANI	8334	0.04	0	0.00	0.00	0	0.00	0	0.00	0.04
11	MOHAMED YUSUF NOORANI	607	0.00	0	0.00	0.00	0	0.00	0	0.00	0.00
12	ZEHRA SALMAN NOORANI	367	0.00	0	0.00	0.00	0	0.00	0	0.00	0.00
13	AWAIS ANEES NOORANI	75	0.00	0	0.00	0.00	0	0.00	0	0.00	0.00
14	MUSAED ANEES NOORANI	75	0.00	0	0.00	0.00	0	0.00	0	0.00	0.00
15	SANIYYA ANEES NOORANI	75	0.00	0	0.00	0.00	0	0.00	0	0.00	0.00
16	MUNA ANEES NOORANI	75	0.00	0	0.00	0.00	0	0.00	0	0.00	0.00
	TOTAL :	11606917	59.49	0	0.00	0.00	0	0.00	0	0.00	59.49
*	Mr. Mohamed Yusuf Noorani holds 2660103 equity shares of the Company as on 30.06.2015 of these he holds: 18990 equity shares as Trustee for and on behalf of Yusuf Noorani Family Trust 8334 equity shares as Trustee for and on behalf of Anees Yusuf Noorani Family Benefit Trust										
**	Mr. Anees Yusuf Noorani holds 24065 equity shares of the Company as on 30.06.2015 of these he holds: 18990 equity shares as Trustee for and on behalf of Anees Noorani Family Trust.										



(I)(c)(i) Statement showing holding of securities (including shares, warrants, convertible securities) of persons belonging to the category "Public" and holding more than 1% of the total number of shares								
Sr.No.	Name of the shareholder	Number of shares held	Shares as a percentage of total number of shares {i.e., Grant total (A)+(B)+(C) indicated in Statement at para (I)(a) above}	Details of warrants		Details of convertible securities		Total shares (including underlying shares assuming full conversion of warrants and convertible securities) as a % of diluted share capital
				Number of warrants held	As a % total number of warrants of the same class	Number of convertible securities held	% w.r.t total number of convertible securities of the same class	
1	AKASH BHANSHALI	1361700	6.98	0	0.00	0	0.00	6.98
2	PARI WASHINGTON COMPANY PVT. LTD. A/C PARI WASHINGTON INDIA MASTER FUND, LTD.	1168087	5.99	0	0.00	0	0.00	5.99
3	M3 INVESTMENT PRIVATE LIMITED	716208	3.67	0	0.00	0	0.00	3.67
4	EAST SAIL	692422	3.55	0	0.00	0	0.00	3.55
5	VALLABH ROOPCHAND BHANSHALI	663300	3.40	0	0.00	0	0.00	3.40
6	HUSAIN SULTAN ALI NENSEY	496792	2.55	0	0.00	0	0.00	2.55
7	NEMISH S SHAH	405124	2.08	0	0.00	0	0.00	2.08
	TOTAL :	5503633	28.21	0	0.00	0	0.00	28.21




Statement showing holding of securities (including shares, warrants, convertible securities) of persons (I)(c)(ii) (together with PAC) belonging to the category "Public" and holding more than 5% of the total number of shares of the company								
Sr.No.	Name(s) of the shareholder(s) and the Persons Acting in Concert (PAC) with them	Number of shares held	Shares as a percentage of total number of shares {i.e., Grant total (A)+(B)+(C) indicated in Statement at para (I)(a) above}	Details of warrants		Details of convertible securities		Total shares (including underlying shares assuming full conversion of warrants and convertible securities) as a % of diluted share capital)
				Number of warrants held	As a % total number of warrants of the same class	Number of convertible securities held	% w.r.t total number of convertible securities of the same class	
1	AKASH BHANSHALI	1361700	6.98	0	0.00	0	0.00	6.98
2	PARI WASHINGTON COMPANY PVT. LTD. A/C PARI WASHINGTON INDIA MASTER FUND, LTD.	1168087	5.99	0	0.00	0	0.00	5.99
TOTAL :		2529787	12.97	0	0.00	0	0.00	12.97



(I)(d) STATEMENT SHOWING DETAILS OF LOCKED-IN SHARES"				
Sr.No.	Name of the shareholder	Number of locked-in shares	Locked-in shares as a (%) percentage of total number of shares {i.e, Grand Total (A)+(B)+(C) Indicated in Statement at para (I)(a) above}	Promoter/Promoter Group/Public
TOTAL :		0	0	

(II)(a) STATEMENT SHOWING DETAILS OF DEPOSITORY RECEIPTS (DRS)				
Sr.No.	Type of outstanding DR (ADRs,GDRs,SDRs,etc.)	Number of outstanding DRs	Number of shares underlying outstanding DRs	Shares underlying outstanding DRs as a percentage of total number of shares {i.e., Grand Total (A)+(B)+(C) indicated in Statement at Para(I)(a) above}
TOTAL :		0	0	0

(II)(b) Statement showing Holding of Depository Receipts (DRs), where underlying shares held by "Promoter/Promoter				
Sr.No.	Name of the DR Holder	Type of outstanding DR (ADRs,GDRs,SDRs,etc.)	Number of shares underlying outstanding DRs	Shares underlying outstanding DRs as a percentage of total number of shares {i.e., Grand Total (A)+(B)+(C) indicated in Statement at para(I)(a) above}
TOTAL :			0	0



[Handwritten signature in blue ink]